


PL-MD30R-9W/15W

Our premium COB LED modules are available with either 9W or 15W output to suit a variety of installations. They are compatible with our wide range of downlight faces.

These energy efficient modules feature low-glare reflectors and a high CRI and are available with a range of beam angles. They are phase-dimmable, both leading and trailing edge.



700/1,000
770/1,250
790/1,300

LUMENS

9W
15W

WATT

2700K
3000K
4000K

COLOUR

IP20
IP44

IP RATING

50,000
HOURS

LIFETIME

15/24
38/55°

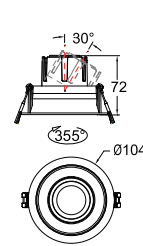
BEAM ANGLE

5 YEARS

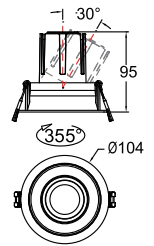
WARRANTY

DIMMABLE

DIMMING



PL-MD30R-9W



PL-MD30R-15W

Accessories



Honeycomb
Ø40



Soft Beam Lens
Ø40



Reflector color
Black
Bright Silver
Matt Silver

Model	IP Rating	Power (W)	Lumen Output (lm)	CCT	CRI	Beam Angle	Dimming	Dimensions	Cut Out	Voltage	Fitting Colour
PL-MD30R-9W	IP20 IP44	9W	700lm 770lm 790lm	2700K 3000K 4000K	≥90	15° 24° 38° 55°	Dimmable	Ø104x72mm	Ø95 mm	200-240V AC	White Black
PL-MD30R-15W		15W	1,000lm 1,250lm 1,300lm					Ø104x95mm			