


## PL-MD31R-9W/15W

Our premium COB LED modules are available with either 9W or 15W output to suit a variety of installations. They are compatible with our wide range of downlight faces.

These energy efficient modules feature low-glare reflectors and a high CRI and are available with a range of beam angles. They are phase-dimmable, both leading and trailing edge.



700/1,000  
770/1,250  
790/1,300

LUMENS

9W  
15W

WATT

2700K  
3000K  
4000K

COLOUR

IP20  
IP44

IP RATING

50,000  
HOURS

LIFETIME

15/24  
38/55°

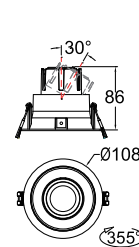
BEAM ANGLE

5 YEARS

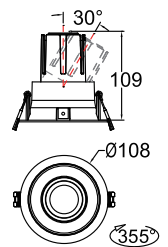
WARRANTY

DIMMABLE

DIMMING



PL-MD31R-9W



PL-MD31R-15W

### Accessories



Honeycomb  
Ø40



Soft Beam Lens  
Ø40



Reflector color  
Black  
Bright Silver  
Matt Silver

Model	IP Rating	Power (W)	Lumen Output (lm)	CCT	CRI	Beam Angle	Dimming	Dimensions	Cut Out	Voltage	Fitting Colour
PL-MD31R-9W	IP20 IP44	9W	700lm 770lm 790lm	2700K 3000K 4000K	≥90	15° 24° 38° 55°	Dimmable	Ø108x86mm	Ø95 mm	200-240V AC	White
PL-MD31R-15W		15W	1,000lm 1,250lm 1,300lm					Ø108x109mm			