


## PL-MD12S-9W/15W

Our premium COB LED modules are available with either 9W or 15W output to suit a variety of installations. They are compatible with our wide range of downlight faces.

These energy efficient modules feature low-glare reflectors and a high CRI and are available with a range of beam angles. They are phase-dimmable, both leading and trailing edge.



700/1,000  
770/1,250  
790/1,300

LUMENS

9W  
15W

WATT

2700K  
3000K  
4000K

COLOUR

IP20  
IP44

IP RATING

50,000  
HOURS

LIFETIME

15/24  
38/55°

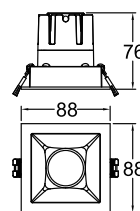
BEAM ANGLE

5 YEARS

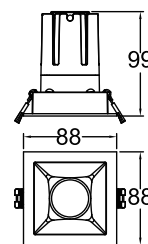
WARRANTY

DIMMABLE

DIMMING



PL-MD12S-9W



PL-MD12S-15W

### Accessories



Honeycomb  
Ø40



Soft Beam Lens  
Ø40

Model	IP Rating	Power (W)	Lumen Output (lm)	CCT	CRI	Beam Angle	Dimming	Dimensions	Cut Out	Voltage	Fitting Colour
PL-MD12S-9W	IP20 IP44	9W	700lm 770lm 790lm	2700K 3000K 4000K	≥90	15° 24° 38° 55°	Dimmable	88x88x76 mm	75x75 mm	200-240V AC	White
PL-MD12S-15W		15W	1,000lm 1,250lm 1,300lm					88x88x99 mm			